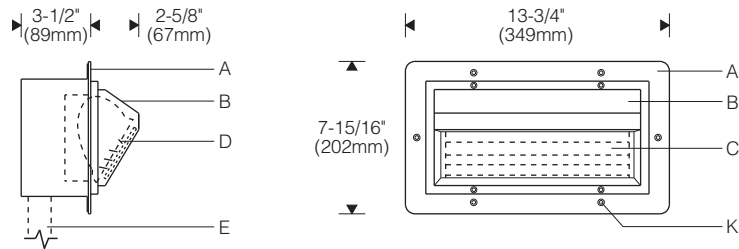
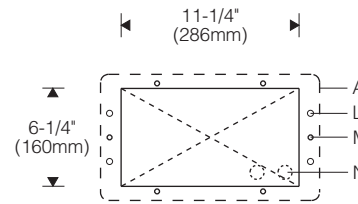


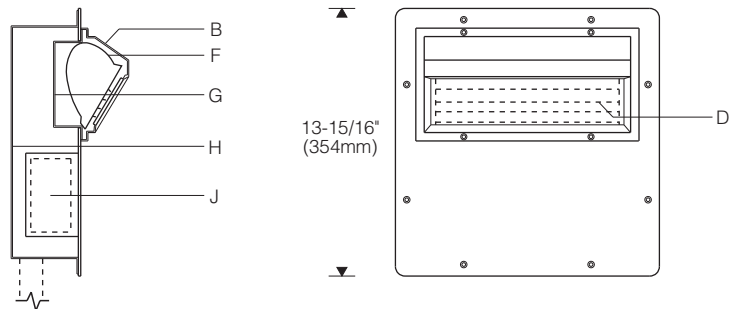
Style 252 (Halogen, metal halide remote) 1:8 Scale



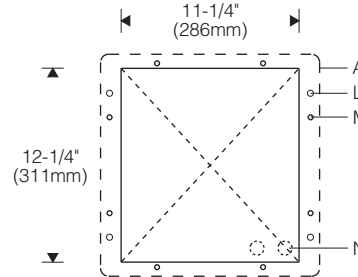
Rough Opening (Style 252)



Style 254 (35W and 70W metal halide integral) 1:8 Scale



Rough Opening (Style 254)



Specifications

- | | | | |
|--|---|---|---|
| A 1/8" aluminum faceplate | D Internal horizontal blade baffle (black) | H Seam welded stainless steel recessed housing | L Clearance holes for #10 fasteners (by others) |
| B Die-cast aluminum hood | E Conduit (by others) | J Integral ballast | M Threaded inserts for attaching recessed housing to concrete form |
| C Clear, flat, thermal and impact resistant tempered glass lens | F Specular extruded aluminum reflector | K Tamper-resistant hood and faceplate screws (hood screws captive) | N 7/8" dia. conduit entries (2 on back, 2 on bottom) |

Features

- Unobtrusive, low-profile lighting for paths, walkways, steps
- Shallow recessed depth - fits most masonry, concrete and framed walls; suitable for use in insulated walls (100W max)
- Durable, secure - 1/8" aluminum faceplate, die-cast hood, thermal and impact resistant lens; tamper-resistant screws
- Built to last - all aluminum and stainless steel components



Finish:

Exterior surfaces - 6 stage pretreatment and electrostatically applied thermoset polyester powder coating for a durable abrasion, fade and corrosion resistant finish. Choice of semi-gloss colors (see ordering information).

Reflector - extruded high purity aluminum with clear anodized specular finish. All hardware and components - non corrosive stainless steel or aluminum. Faceplate and hood secured with tamper-resistant (Torx) screws. Hood screws are captive.

Mounting:

For masonry or framed wall construction, flange of recessed housing is fastened to outside face of wall (#10 flat head fasteners and anchors by others). Sealant at interface between housing and wall is required (by others).

For poured concrete, recessed housing is fastened to form prior to pour. Threaded rod and hardware included for attachment to form.

Recessed housing can be ordered separately for installation prior to reflector and ballast assembly, specify **OT** option code. Full size template is provided.

Electrical:

Use 90°C wire for supply connections. Recessed housing supplied with four 7/8" dia. conduit entries (two on back of housing, two on bottom side).

Tungsten halogen - DC bayonet lampholder retained with patented clamping supports for maximum heat dissipation.

Metal halide - G12 lampholder for use with single ended lamp. HPF high reactance autotransformer (HX-HPF) ballast rated for -20°F/-29°C starting. Optional electronic ballast with automatic shut-off to eliminate end-of-life cycling.

Style 252 - remote encapsulated ballast for indoor dry location. For remote wet location ballast, consult local sales representative.

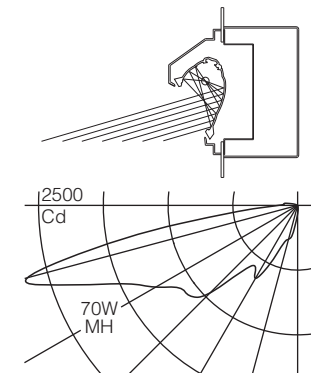
Style 254 - integral ballast. (35W and 70W metal halide only.) For complete ballast specifications, see Accessories Section.

Standard:

UL listed or CSA certified for wet locations. Wall mount only. 35, 70, 100W units suitable for installation in insulated cavity.

Performance

Two parabolic reflector sections drive light across the ground plane from one edge. An elliptical section redirects its light to a parabola and shields the lamp. Asymmetry is maximized resulting in high beam efficiency and superior surface uniformity. The fast "runback" minimizes wasted spill and trespass light. Wide lateral distribution permits greater spacings.



For complete photometrics, visit www.elliptipar.com.

To Order

Style 252 / 254

To form a Catalog Number

1	2	3	4	5	6	7	8
---	---	---	---	---	---	---	---

1 Source

M = Metal halide
T = Tungsten halogen

2 Style

252 = Small outdoor semi-recessed, **remote** ballast
Note: Available for tungsten halogen (no ballast) and metal halide. Remote ballast is suitable for dry indoor location. For wet location ballast, consult local sales representative.

254 = Small outdoor semi-recessed, **integral** ballast
Note: Available for metal halide only.

3 Lamp

Lamp Code	Watt-age	Lamp Number	Volt-age(s)	Ballast	Dis-tance
Ceramic Metal Halide*					
035G	35	CMH35/T6/G12	A, B	HX-HPF	15'(4.5m)
			1, 2	Electr.	15'(4.5m)
070G	70	CMH70/T6/G12	A, B, H	HX-HPF	10'(3m)
			1, 2	Electr.	15'(4.5m)
Tungsten Halogen					
0100	100	Q100DC	A		
0150	150	Q150DC	A		

For complete lamp and ballast information, see Accessories Section.
* Metal halide lamps using ceramic arc tubes yield higher light output than lamps with quartz arc tubes. They offer improved lamp-to-lamp color consistency and a more stable color temperature over their life (±200K). Standard lamp color is 3000K / 80+ CRI.

4 Mounting

T = Recessed housing for use in frame, masonry or poured concrete walls with overlapping trim/wall plate

Note: For wall mounting only. 35, 70 and 100W units suitable for installation in insulated cavity. 150W for use in non-insulated cavity only.

5 Finish

02 = Semi-gloss white
06 = Dark bronze
07 = Silver
08 = Semi-gloss black
12 = Green

99 = Custom RAL or computer matched color to be specified, consult sales representative.

Project:

6 Voltage/Ballast

Magnetic
A = 120V
B = 277V
H = 347V (Canada)*

Electronic
1 = 120V
2 = 277V

* Not available for 35W metal halide

7 Option (See Accessories Section for specifications)

00 = No options
0H = Style 252 long distance remote metal halide ballast for dry indoor location, 35W: 15' min. up to 50' max. (4.5m - 15m), 70W: up to 50' max. (15m)
0T = Luminaire supplied less recessed housing (includes reflector, ballast and faceplate assembly).
Note: Requires previous installation of recessed housing kit (order separately, see Accessories).
XX = For modification not listed, include detailed description. Consult factory prior to specification.

8 Standard

0 = UL listed, Underwriters Laboratories
J = CSA certified, Canadian Standards Association

Example

M254 - 070G - T - 06 - A - 000

Small outdoor semi-recessed with hood for use with 70W ceramic metal halide lamp. Recessed housing with overlapping trim/wall plate. Dark bronze powder coat finish. 120V integral ballast. UL.

Type:

Accessories

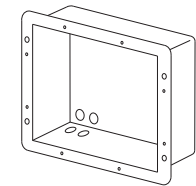
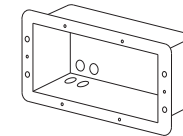
Order separately. See Accessories Page for specifications.

AFK000X = Ballast fuse kit
0 = UL
J = CSA



VRH = Recessed housing kit for installation in poured concrete or framed construction.
Note: Required only when installing recessed housing in advance of electrical and finish components. Order reflector, ballast and faceplate assembly separately, specify 0T option code.

T252 = tungsten halogen
M252 = metal halide remote
M254 = metal halide integral



G
4.1