



Low profile:
6-1/4" (159mm) wide,
1-3/8" (35mm) high

Flush metal end plates
are finished to match the
housing when decorative
endplates are not specified.

Removable decorative end plates
provided. Use where luminaire ends
are not concealed by furniture. Pair.
Each adds 3/8" to luminaire length.

Kick reflector minimizes
socket shadow on tandem
lamp units.

Backlight shield limits
brightness on adjacent
wall surface.

Mounting holes on bottom of
housing accept a variety of
mounting accessories. Order
mounting accessories separately.

Riser feet are provided on units
with bottom cord exits. Feet can
be replaced with other mounting
accessories.

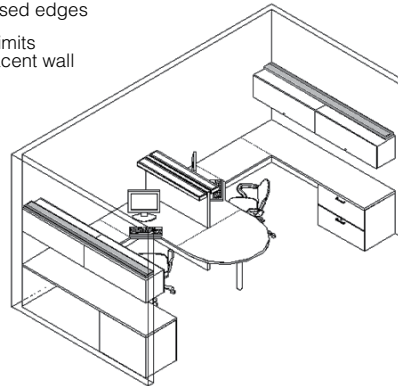
Housing: extruded
aluminum, radiused edges

Backlight shield limits
brightness on adjacent wall
surface.

T5 lamp(s) included

Cord: 9' 18-3 SJT, molded NEMA
5-15 grounded plug, factory
installed. Chicago Code cord with
integral circuit breaker available.

Rear and bottom cord exits are
available. Choose right-hand or
left-hand location.

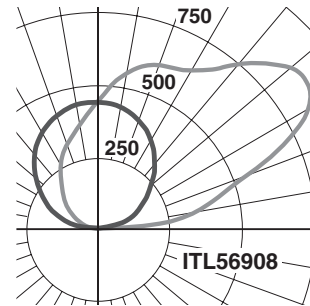


Features

- Low profile upright with asymmetric distribution
- Mounts on elevated storage units near walls
- Provides broad, glare-free ambient lighting
- Energy efficient T5 lamp(s) – standard or high output
- Multiple mounting options depending on height required
- Portable – may be reconfigured along with the furniture



Performance



Lighter curve at left shows
180° to 0°. Darker curve
shows 90° to 270°.

Standard lamp height
position. Illuminance
based on a minimum of ten
workstations. Light levels will
be 10-15% greater in large
rooms with more workstations.
Ballast factor 0.98, input watts
34, maximum candlepower at
127° is 884 cd.

For complete photometrics,
see theightingquotient.com.

Specifications

Finish:

Painted housing, fillers, decorative end plates, and base plates for riser posts.

Painted surfaces – environmentally friendly 6-stage pretreatment and electrostatically applied thermoset powder coat provides a long lasting, scratch resistant finish. Choice of standard colors. RAL and computer matched colors available on request.

Reflector – extruded aluminum, chemically brightened and clear anodized.

Mounting:

Mounting pads are included for field installation when rear cord exit is specified. This creates a very low profile installation, recommended when mounting surface is at least 66-5/8" A.F.F.

Riser feet are factory installed when bottom cord exit is specified, adding 3/4" (29mm) to luminaire height. They are removable to allow attachment of other mounting accessories.

Riser posts mount to the top of overhead storage bins and other horizontal surfaces for additional height. Two heights are available; use TRP02 to prevent raised storage doors from obstructing the upright. Off-center stem position allows clearance for doors that rest on top of the storage bin when open. Stems have clear anodized finish and threaded studs.

Electrical:

Integral electronic ballast is HPF thermally protected class P, 120 volt. BF > 0.98. Programmed start maximizes lamp life and minimizes energy use.

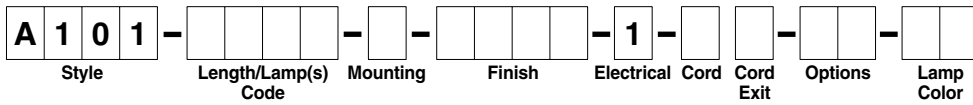
Cord – 9' 18-3 SJT, molded NEMA 5-15 grounded plug, factory installed. Chicago Code cord with integral circuit breaker available. Low profile grounded plug with 45° rotation is standard. Black is standard; gray cords are available at additional cost.

Standard output T5 lamps are included. Choose from 3000K, 3500K and 4100K lamps.

Standard:

UL listed or CSA certified.

Sample number: A101-72S6-P-EL15-1-1R-00-35
 Project: _____ Type: _____



Style

A101 Low profile uplight with asymmetric forward-throw distribution, for mounting on storage units near walls

Length/Lamps

Code	Length (mm)	Lamp(s)	Input
36S3	35-1/4" (895)	T5: 1xF21T5	27W
48S4	47-1/4" (1200)	T5: 1xF28T5	33W
60S5	59-1/4" (1505)	T5: 1xF35T5	41W
72S6	71-1/4" (1810)	T5: 2xF21T5	49W
84S7	83-1/4" (2115)	T5: 1xF21T5 + 1xF28T5	60W
96S8	95-1/4" (2419)	T5: 2xF28T5	66W
36H3	35-1/4" (895)	T5HO: 1xF39T5	43W
48H4	47-1/4" (1200)	T5HO: 1xF54T5	62W
60H5	59-1/4" (1505)	T5HO: 1xF80T5	91W
72H6	71-1/4" (1810)	T5HO: 2xF39T5	87W
84H7	83-1/4" (2115)	T5HO: 1xF39T5 + 1xF54T5	105W
96H8	95-1/4" (2419)	T5HO: 2xF28T5	125W

Other lengths and lamping are available; consult factory.
[Download IES file.](#)

Mounting

- P Mounting pads (included)
- F Mounting feet (included)
- C For use with center risers (order risers separately)
- R For use with rear risers (order risers separately)

Finish

- EL02 Eggshell white
 - EL06 Dark bronze
 - EL07 Silver
 - EL08 Semi-gloss black
 - EL12 British racing green
 - EL15 Warm metallic
 - TASL Semi-gloss slate
 - XXXX Custom color (specify or submit sample)
- or 4-digit RAL color code (color chart available)



cross-section shows asymmetric shape

Electrical

- 120 V only**
- 1 Electronic ballast

Cord

- 90° SW rotation plug, 9 feet:**
- 1 Black
 - 3 Gray
 - 7 Chicago cord, integral circuit breaker, black
- Straight plug, 9 feet :**
- 2 Black
 - 4 Gray
 - 8 Chicago cord, integral circuit breaker, black

Cord Exit

- R Right rear (mounting pads standard)
- L Left rear (mounting pads standard)
- E Right bottom (riser feet standard)
- W Left bottom (riser feet standard)


Options

- 00 None
- XX Custom modification (specify)

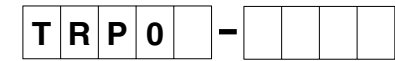
Lamp Color

- 30 3000K, 85 CRI
- 35 3500K, 85 CRI
- 41 4100K, 85 CRI


Mounting Accessories



TRP Riser Posts, pair



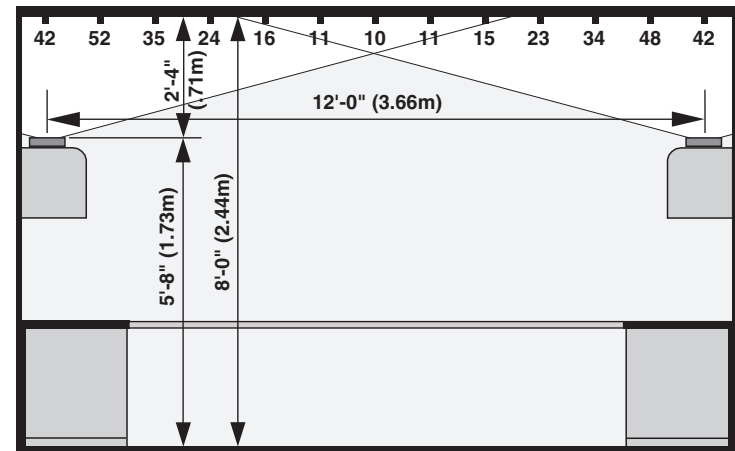
TRP Riser Posts mount to top of overhead storage bins and other horizontal surfaces when mounting height surface is too low. Pair, longer luminaires may require additional riser posts. Press-on mount with adhesive pads (TRP01 only), or permanently attach with hardware (by others) and mounting pads (included). Aluminum base plate is finished with choices available for luminaires. Stems are solid aluminum with clear anodized finish and threaded stud for luminaire attachment. Off-center stem position provides additional clearance for doors that store on top of the storage bin. **TRP01** raises the luminaire 3-1/2" and is one threaded stud in height. **TRP02** raises the luminaire 6-3/4" in height and is two threaded studs in height. TRP02 is used to prevent a raised storage door from obstructing the uplight.



Mounting Pads, Riser Feet

Mounting pads are included for field installation when rear cord exit is specified. Riser feet are included (factory installed) when bottom cord exit is specified, but are removable for other mounting options.

Illuminance Levels for T5HO lamps, multiply values by 1.72



Certain products illustrated may be covered by applicable patents and patents pending. These specifications supersede all prior publications and are subject to change without notice. Copyright © 2011 Sylvan R. Shemitz Designs, Inc., all rights reserved.