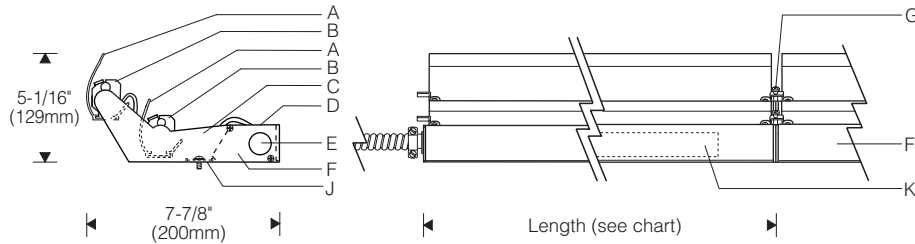


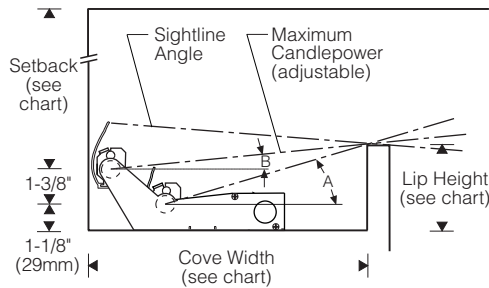
Style 308 1:8 Scale



Lamp Length	Luminaire Length
1 x 2'	23-1/16" (586mm)
1 x 3'	34-7/8" (886mm)
1 x 4'	46-11/16" (1186mm)
1 x 5'	58-1/2" (1486mm)
2 x 3'	69-1/2" (1765mm)
2 x 4'	93-1/8" (2365mm)
2 x 5'	116-5/8" (2963mm)



Cove




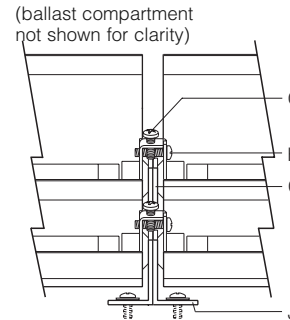
Note: Finish interior of cove matte white for best results.

Cove Dimensions

Sightline	0° (horiz. cutoff)	5°	10°
Width (inside)	12" (305mm)	11" (280mm)	9" (230mm)
Lip (inside)	5" (127mm)	4-1/4" (108mm)	3-5/8" (92mm)
Setback (varies)	Recommended minimum: 18" T5, 24" T5HO		
∠ A*	25°	22°	15°
∠ B*	13°	10°	9°

*Adjustable aiming, lowest angle listed.

Joint 1:4 Scale



Specifications

- A** Specular extruded aluminum reflector
- B** Stainless steel lamp-holder/support brackets
- C** Aluminum sidearm with mounting tab
- D** Extruded aluminum ballast/wireway channel cover
- E** Conduit entry (one each end, conduit and connector by others)
- F** Extruded aluminum ballast/wireway compartment
- G** Rotation locking screw
- H** Joiner/alignment screw
- J** Mounting tab (fastener by others)
- K** Integral electronic ballast

Finish:

Reflectors – extruded high purity aluminum with clear anodized specular finish. Sidearms and ballast/wireway compartment – mill finish aluminum. All luminaire hardware – stainless steel.

Mounting:

Lay-in installation requires only one fastener per joint (by others). Luminaires can be mounted individually or joined together to form a continuous row.

Reflector aiming is adjustable and is fixed in position by rotation locking screws at each sidearm. When mounted in a continuous row, joiner screws lock each row of reflectors together allowing all in the row to be aimed together. Each row of reflectors is aimed independently.

Electrical:

Use 90°C wire for supply connections.

Integral electronic HPF thermally protected class P ballast with end-of-life protection. Ballast/wireway compartment includes one conduit entry at each end. Channel cover removes for access to ballast and wiring. Luminaires may be butted end-to-end (connectors by others) for through wiring. Optional #12 AWG prewired modular through wiring with quick connectors.

Optional electronic dimming ballast; compatible dimmer switch required (by others). Consult sales representative for compatibility and specifications.

Optional integral emergency battery operates one lamp. Separate unswitched supply is required.

For complete ballast specifications, see Accessories Section.

Standard:

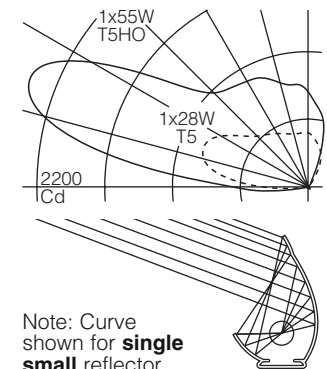
UL listed or CSA certified for damp locations (Style 124 painted model with lens recommended for damp locations).

Features

- Dual T5 – versatile cove lighting for large spaces
- Larger upper reflector maximizes asymmetric performance – can be aimed lower for longer throws
- independently adjustable – each row of reflectors joins and aims together; rotation locking screws secure position
- Integral electronic ballast, thru wiring for easy installation

Performance

Each reflector consists of two parabolic reflector sections to drive light across the ceiling from one edge. An elliptical section shields the lamp from normal viewing angles and redirects its light to a parabola. Glare is minimized and asymmetry of the beam is maximized resulting in high beam efficiency and superior surface uniformity. Reflectors aim independently.



Note: Curve shown for single small reflector.

For complete photometrics, visit thelightingquotient.com



To form a Catalog Number

F | 3 | 0 | 8 | - | T | | | | - | S | - | 0 | 0 | - | | | | | | | |
 1 2 3 4 5 6 7 8

1 Source

F = Linear fluorescent

2 Style

308 = Dual small/xtra small concealed, integral ballast

3 Lamp

Note: To order by overall row length, enter ROW CODE in place of Lamp Code below (see Row Charts on page C-22.2). Row Code specifies a row complete with all necessary reflectors and ballasts.

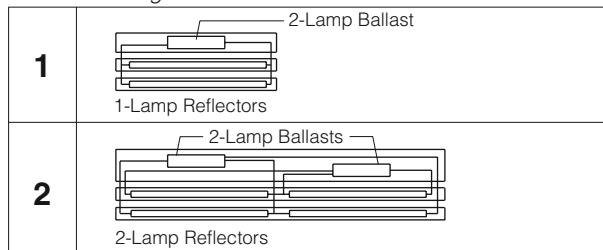
T | | | = Lamp Code (to specify individual units)

Lamp Wattage (see chart below)

Reflector Configuration, specify 1 or 2 (see chart below)

Example: T139 = two 39W T5 HO lamps in two nominal 3' reflectors; one 2-lamp ballast

Reflector Configuration



Lamp Wattage	Lamp Length	Lamp Number
T5 Fluorescent		
14	2'	F14T5
21	3'	F21T5
28	4'	F28T5
35	5'	F35T5
T5 HO Fluorescent*		
24	2'	F24T5/HO
39	3'	F39T5/HO
55	4'	F54T5/HO
80	5'	F80T5/HO

For complete lamp and ballast information, see Accessories Section. Standard T5 and T5HO lamp color is 3000K/80+ CRI.

Project: _____

Type: _____

4 Mounting

S = Sidearms with mounting tabs for cove mounting

5 Finish

00 = Bright anodized reflectors with mill finish ballast compartment

6 Voltage/Ballast

Electronic Dimming*
 1 = 120V T = 120V
 2 = 277V V = 277V
 3 = 347V (Canada)

* Consult sales representative for dimming 5' lamps (lamp codes T_{x35}, T_{x80}). Availability for wattages and voltages varies with ballast manufacturer and control type – see thelightingquotient.com for additional dimming specifications and limitations.

7 Option (see Accessories Section for specifications)

- 00 = No options
- 0E = Integral emergency battery pack with indicator lamp and test button. Operates one lamp. Available in nominal 4', 6' and 8' units only (lamp codes T128, T221, T228, T155, T239 and T255).
- 0K = Prewired modular #12 AWG through wiring with quick connectors
- 0W = Two circuit wiring for switching front reflector separate from back reflector.
Available in nominal 4', 5', 6' and 8' units only (lamp codes T128, T135, T221, T228, T155, T180, T239 and T255). Not for use with 0E option (battery pack) or with T, V voltage (dimming); consult factory.
- EK = Combination of emergency battery pack and prewired modular through wiring as described above
- XX = For modification not listed, include detailed description. Consult factory prior to specification.

8 Destination Requirement

- 0 = UL listed or CSA certified for U.S.
- J = UL listed or CSA certified for Canada

Example

F308 - T255 - S - 00 - 1 - 0E0

Dual small/xtra small concealed fluorescent unit consisting of two nominal 8' reflectors with four 54W T5 HO lamps. Two integral 120V electronic 2-lamp ballasts. Sidearms with mounting tabs. Integral emergency battery pack (operates one lamp). UL listed or CSA certified for U.S.

Accessories

Order separately. See Accessories Section for specifications.

AFK000X | | = Ballast fuse kit
 0 = U.S.
 J = Canada



To order by Row Code - T5 lamps

When the Style F307 dual xtra small concealed or F308 small/xtra small concealed T5 fluorescent is run continuously in **straight** coves, **elliptipar** offers the option of specifying and ordering the entire row as one catalog number. Ordering by row eliminates the need to calculate length, type and quantity of reflectors.

Steps to specify Row Code:

1. Determine clear inside length of cove.
2. Round up to nearest foot and find the nominal row length in chart.
3. Determine what lengths/wattages of lamps will be used and select the corresponding lamp combination codes.

Example: If only 3' and 4' lamps are to be used on the project, specify row codes ending with **A**, **B** and/or **D** only.

4. If for a given nominal row length a preferred lamp combination is not listed, select the next shorter row that is available in the desired lamp combination.
5. Once the nominal row length and lamp combination has been found in the chart, note the actual overall row length (last column).
6. Consider the unlighted length at each end of the row (subtract the overall row length from the clear inside length, and divide the remainder by two). It is generally recommended that the unlighted length at each end be between 6" and 12".
7. Enter the four character Row Code in place of the Lamp Code described on page C-21.1 for F307 or C-22.1 for F308. The remainder of the catalog number is formed as shown on pages C-21.1 and C-22.1.

Features

- Time saving – simplifies specification and ordering
- One catalog number – includes all necessary reflectors to install row
- Assured fit – all you need is the clear inside length of the cove

3 Row Code

Note: Enter row code in place of Lamp Code described on page C-19.1.

Row Code

Lamp Combination*

- A** = All nominal 3' lamps
- B** = All nominal 4' lamps
- C** = All nominal 5' lamps
- D** = Nominal 3' and 4' lamps
- F** = Nominal 3' and 5' lamps
- G** = Nominal 4' and 5' lamps

Nominal Row Length in feet, between 3' and 50'**

- S** = T5 fluorescent
- V** = T5/HO fluorescent

* Not all lamp combinations are available for each nominal row length (see chart).

** Nominal row lengths over 50' can be formed by combining shorter row lengths (Example: a nominal 60' row can be ordered as two nominal 30' rows).

Example

F307 - S15A - S - 00 - 2 - 000

Nominal 15' long row of Style 307 dual xtra small concealed T5 fluorescent using only nominal 3' (21W) lamps. Row includes two nominal 6' luminaires for use with four 3' lamps each, one nominal 3' luminaire for use with two 3' lamps and integral 277V electronic ballasts. Overall row length is 14' 5-7/8".

Nominal Row Length (feet)	Lamp Combination	Nominal 3' Luminaire (2 x nominal 3' lamp)	Nominal 4' Luminaire (2 x nominal 4' lamp)	Nominal 5' Luminaire (2 x nominal 5' lamp)	Nominal 6' Luminaire (4 x nominal 3' lamps)	Nominal 8' Luminaire (4 x nominal 4' lamps)	Nominal 10' Luminaire (4 x nominal 5' lamps)	Overall Row Length
03	A	1						2' 10-7/8"
04	B		1					3' 10-11/16"
05	C			1				4' 10-1/2"
06	A				1			5' 9-1/2"
07	D	1	1					6' 9-9/16"
08	B					1		7' 9-1/8"
08	F	1		1				7' 9-3/8"
09	A	1			1			8' 8-3/8"
09	G		1	1				8' 9-3/16"
10	C						1	9' 8-5/8"
10	D		1		1			9' 8-3/16"
11	D	1				1		10' 8"
11	F			1	1			10' 8"
12	A				2			11' 7"
12	B		1			1		11' 7-13/16"
13	D	1	1		1			12' 7-1/16"
13	F	1					1	12' 7-1/2"
13	G			1		1		12' 7-5/8"
14	D				1	1		13' 6-5/8"
14	F	1		1	1			13' 6-7/8"
14	G		1				1	13' 7-5/16"
15	A	1			2			14' 5-7/8"
15	C			1			1	14' 7-1/8"
15	D	1	1			1		14' 6-11/16"
16	B					2		15' 6-1/4"
16	F				1		1	15' 6-1/8"
17	D	1			1	1		16' 5-1/2"
17	F			1	2			16' 5-1/2"
17	G		1	1		1		16' 6-5/16"
18	A				3			17' 4-1/2"
18	D		1		1	1		17' 5-5/16"
18	F	1		1			1	17' 6"
18	G					1	1	17' 5-3/4"
19	D	1				2		18' 5-1/8"
19	F	1			1		1	18' 5"
19	G		1	1			1	18' 5-13/16"



To order by Row Code - T5 lamps

Project: _____

Type: _____

Nominal Row Length (feet)	Lamp Combination	Nominal 3' Luminaire (2 x nominal 3' lamp)	Nominal 4' Luminaire (2 x nominal 4' lamp)	Nominal 5' Luminaire (2 x nominal 5' lamp)	Nominal 6' Luminaire (4 x nominal 3' lamps)	Nominal 8' Luminaire (4 x nominal 4' lamps)	Nominal 10' Luminaire (4 x nominal 5' lamps)	Overall Row Length
20	B		1				2	19' 4-15/16"
20	C						2	19' 5-1/4"
21	A	1			3			20' 3-3/8"
21	D	1	1		1	1		20' 4-3/16"
21	F			1	1		1	20' 4-5/8"
21	G			1		2		20' 4-3/4"
22	D		1		3			21' 3-3/16"
22	F				2		1	21' 3-5/8"
22	G		1			1	1	21' 4-7/16"
23	D	1	1			2		22' 3-13/16"
23	F	1					2	22' 4-1/8"
23	G			1		1	1	22' 4-1/4"
24	A				4			23' 2"
24	B					3		23' 3-3/8"
24	F	1		1	1			23' 3-1/2"
24	G		1			2		23' 3-15/16"
25	C		1				2	24' 3-3/4"
25	D	1			1	2		24' 2-5/8"
26	D		1		1	2		25' 2-7/16"
26	F				1		2	25' 2-3/4"
26	G					2	1	25' 2-7/8"
27	A	1			4			26' 0-7/8"
27	D	1				3		26' 2-1/4"
27	F			1	2		1	26' 2-1/8"
27	G		1	1		1	1	26' 2-15/16"
28	B		1			3		27' 2-1/16"
28	F	1		1			2	27' 2-5/8"
28	G					1	2	27' 2-3/8"
29	D	1	1		1	2		28' 1-5/16"
29	F	1			1		2	28' 1-5/8"
29	G		1	1			2	28' 2-7/16"
30	A				5			28' 11-1/2"
30	C						3	29' 1-7/8"
30	D			1	3			29' 0-7/8"
31	D	1	1			3		30' 0-15/16"
31	F			1	1		2	30' 1-1/4"
31	G			1		2	1	30' 1-3/8"

Nominal Row Length (feet)	Lamp Combination	Nominal 3' Luminaire (2 x nominal 3' lamp)	Nominal 4' Luminaire (2 x nominal 4' lamp)	Nominal 5' Luminaire (2 x nominal 5' lamp)	Nominal 6' Luminaire (4 x nominal 3' lamps)	Nominal 8' Luminaire (4 x nominal 4' lamps)	Nominal 10' Luminaire (4 x nominal 5' lamps)	Overall Row Length
32	A	1					5	31' 10-3/8"
32	B					4		31' 0-1/2"
32	D	1			1	3		31' 11-3/4"
32	F					2	2	31' 0-1/4"
32	G		1			1	2	31' 1-1/16"
33	D		1		1	3		32' 11-9/16"
33	F	1					3	32' 0-3/4"
33	G			1		1	2	32' 0-7/8"
34	D	1				4		33' 11-3/8"
34	F	1		1	1		2	33' 0-1/8"
34	G					3	1	33' 0"
35	A				6			34' 9"
35	B		1			4		34' 11-3/16"
35	C			1			3	34' 0-3/8"
36	D	1	1		1	3		35' 10-7/16"
36	G			1		4		35' 11"
37	D				1	4		36' 10"
37	F				3		2	36' 9-3/4"
37	G					1	3	36' 11"
38	A	1			6			37' 7-7/8"
38	D	1	1			4		37' 10-1/16"
38	G		1	1			3	37' 11-1/16"
39	B						5	38' 9-5/8"
39	C						4	38' 10-1/2"
40	D	1			1	4		39' 8-7/8"
40	F				1	1	3	39' 9-7/8"
40	G			1		2	2	39' 10"
41	A				7			40' 6-1/2"
41	D		1		1	4		40' 8-11/16"
41	F				2		3	40' 8-7/8"
41	G		1			1	3	40' 9-11/16"
42	D	1					5	41' 8-1/2"
42	F	1					4	41' 9-3/8"
42	G		1	1		3	1	41' 9-3/16"
43	B		1				5	42' 8-5/16"
43	F				4		2	42' 7-1/4"
43	G		1				4	42' 9-3/16"

Nominal Row Length (feet)	Lamp Combination	Nominal 3' Luminaire (2 x nominal 3' lamp)	Nominal 4' Luminaire (2 x nominal 4' lamp)	Nominal 5' Luminaire (2 x nominal 5' lamp)	Nominal 6' Luminaire (4 x nominal 3' lamps)	Nominal 8' Luminaire (4 x nominal 4' lamps)	Nominal 10' Luminaire (4 x nominal 5' lamps)	Overall Row Length
44	A	1					7	43' 5-3/8"
44	C				1			43' 9"
44	D	1	1		1	4		43' 7-9/16"
45	D				1	5		44' 7-1/8"
45	F					1		44' 8"
45	G						2	44' 8-1/8"
46	D	1	1			5		45' 7-3/16"
46	F			1	2		3	45' 7-3/8"
46	G		1	1		1	3	45' 8-3/16"
47	A				8			46' 4"
47	B						6	46' 6-3/4"
47	F	1			1		4	46' 7-7/8"
47	G						1	46' 7-5/8"
48	D	1			1	5		47' 6"
48	F	1			1		4	47' 6-7/8"
48	G		1	1			4	47' 7-11/16"
49	C						5	48' 7-1/8"
49	D				3	4		48' 5"
50	A	1			8			49' 2-7/8"
50	D	1				6		49' 5-5/8"
50	F			1	1		4	49' 6-1/2"
50	G			1		2	3	49' 6-5/8"

