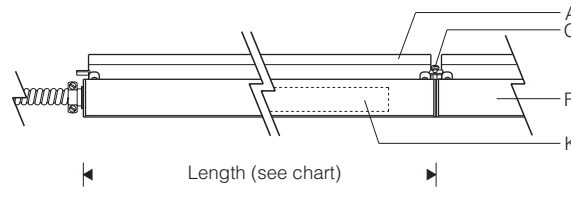
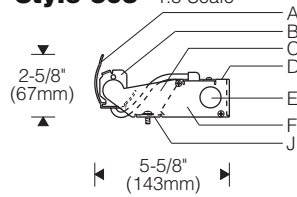


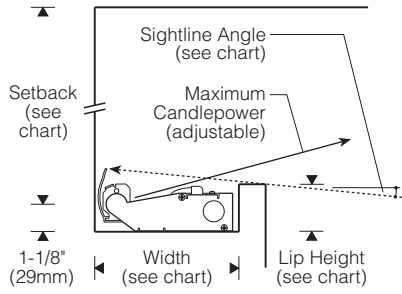
Style 305 1:8 Scale



Lamp Length	Luminaire Length
1 x 2'	23-1/16" (586mm)
1 x 3'	34-7/8" (886mm)
1 x 4'	46-11/16" (1186mm)
1 x 5'	58-1/2" (1486mm)
2 x 3'	69-1/2" (1765mm)
2 x 4'	93-1/8" (2365mm)
2 x 5'	116-5/8" (2963mm)



Cove



Cove Dimensions


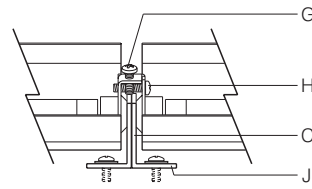
(max. candlepower aimed 15° above horiz.)

Sightline	0° (horiz. cutoff)	5°	10°
Width (inside)	6-1/2" (165mm)	5-7/8" (150mm)	5-7/8" (150mm)
Lip (inside)	2-5/8" (67mm)	2-1/8" (54mm)	1-5/8" (41mm)
Setback (varies)	Recommended minimum: 12" T5, 18" T5HO		

Note: Finish interior of cove matte white for best results.

Joint 1:4 Scale

(ballast compartment not shown for clarity)



Specifications

- A** Specular extruded aluminum reflector
- B** Stainless steel lamp-holder/support brackets
- C** Aluminum sidearm with mounting tab
- D** Extruded aluminum ballast/wireway channel cover
- E** Conduit entry (one each end, conduit and connector by others)
- F** Extruded aluminum ballast/wireway compartment
- G** Rotation locking screw
- H** Joiner/alignment screw
- J** Mounting tab (fastener by others)
- K** Integral electronic ballast

Finish:

Reflector – extruded high purity aluminum with clear anodized specular finish. Sidearms and ballast/wireway compartment – mill finish aluminum. All luminaire hardware – stainless steel.

Mounting:

Lay-in installation requires only one fastener per joint (by others). Sidearms with mounting tabs can be base or wall mounted. Luminaires can be mounted individually or joined together to form a continuous row.

Reflector aiming is adjustable and is fixed in position by rotation locking screws at each sidearm. When mounted in a continuous row, joiner screws lock reflectors together allowing all in the row to be aimed together.

Standard:

UL listed or CSA certified for damp locations (Style 124 painted model with lens recommended for damp locations).

Electrical:

Use 90°C wire for supply connections.

Integral electronic HPF thermally protected class P ballast with end-of-life protection. Ballast/wireway compartment includes one conduit entry at each end. Channel cover removes for access to ballast and wiring. Luminaires may be butted end-to-end (connectors by others) for through wiring. Optional #12 AWG prewired modular through wiring with quick connectors.

Master/satellite combination is available (Configuration 3, see Ordering Information). Master supplied with 2-lamp ballast (wiring, conduit and connectors between master and satellite units by others).

Optional electronic dimming ballast; compatible dimmer switch required (by others). Consult sales representative for compatibility and specifications.

Optional integral emergency battery operates one lamp. Separate unswitched supply is required.

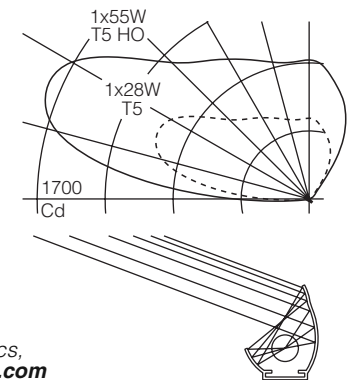
For complete ballast specifications, see Accessories Section.

Features

- T5 fluorescent – precise optical control for unequalled projection of light from perimeter coves
- Adjustable – all reflectors in a row join and aim together; rotation locking screws secure position*
- Only 2-5/8" high – fits in low profile coves
- Integral electronic ballast, thru wiring for easy installation

Performance

Two parabolic reflector sections drive light across the ceiling from one edge. An elliptical section shields the lamp from normal viewing angles and redirects its light to a parabola. Glare is minimized and asymmetry of the beam is maximized resulting in high beam efficiency and superior surface uniformity.



For complete photometrics, visit thelightingquotient.com



Cradle to Cradle Certified^{CM} is a certification mark licensed by the Cradle to Cradle Products Innovation Institute.



To form a Catalog Number

F | 3 0 5 | - T | | | | | - S | - 0 0 | - | | | | |

1 2 3 4 5 6 7 8

1 Source

F = Linear fluorescent

2 Style

305 = Xtra small concealed, integral ballast

3 Lamp

Note: To order by overall row length, enter ROW CODE in place of Lamp Code below (see Row Charts on page C-19.2). Row Code specifies a row complete with all necessary reflectors and ballasts.

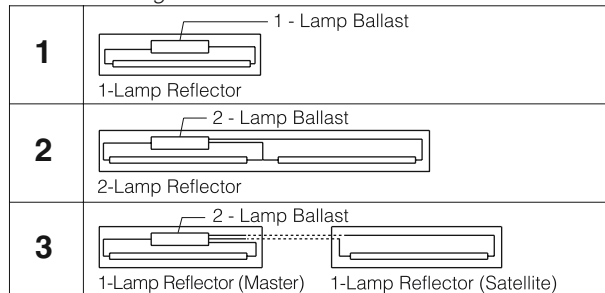
T | | | | = Lamp Code (to specify individual units)

Lamp Wattage (see chart below)

Reflector Configuration, specify 1, 2 or 3 (see chart below)

Example: T228 = two 28W T5 lamps in nominal 8' reflector; one 2-lamp ballast

Reflector Configuration



Lamp Wattage	Lamp Length	Lamp Number
T5 Fluorescent		
14	2'	F14T5
21	3'	F21T5
28	4'	F28T5
35	5'	F35T5
T5 HO Fluorescent*		
24	2'	F24T5/HO
39	3'	F39T5/HO
55	4'	F54T5/HO
80	5'	F80T5/HO

For complete lamp and ballast information, see Accessories Section. Standard T5 and T5HO lamp color is 3000K/80+ CRI.

Project: _____

4 Mounting

S = Sidearms with mounting tabs

5 Finish

00 = Bright anodized reflector with mill finish ballast compartment

6 Voltage/Ballast

Electronic Dimming*

1 = 120V T = 120V

2 = 277V V = 277V

3 = 347V (Canada)

* Consult sales representative for dimming 5' lamps (lamp codes Tx35, Tx80) and for Reflector Configuration 3. Availability for wattages and voltages varies with ballast manufacturer and control type – see thelightingquotient.com for additional dimming specifications and limitations.

7 Option (see Accessories Section for specifications)

00 = No options

0E = Integral emergency battery pack with indicator lamp and test button. Operates one lamp. Available in nominal 4', 6' and 8' units only (lamp codes T128, T221, T228, T328, T155, T239, T255 and T355).

OK = Prewired modular #12 AWG through wiring with quick connectors

EK = Combination of emergency battery pack and prewired modular through wiring as described above

XX = For modification not listed, include detailed description. Consult factory prior to specification.

8 Destination Requirement

0 = UL listed or CSA certified for U.S.

J = UL listed or CSA certified for Canada

Example

F305 - T221 - S - 00 - 1 - 000

Xtra small concealed fluorescent unit consisting of one nominal 6' reflector with two 21W T5 lamps. Integral 120V electronic 2-lamp ballast. Sidearms with mounting tabs. UL listed or CSA certified for U.S.

Type: _____

Accessories

Order separately. See Accessories Section for specifications.

AFK000X | = Ballast fuse kit

0 = U.S.

J = Canada



To order by Row Code - T5 lamps

When the Style 305 xtra small concealed T5 fluorescent is run continuously in **straight** coves, **elliptipar** offers the option of specifying and ordering the entire row as one catalog number. Ordering by row eliminates the need to calculate length, type and quantity of reflectors.

Steps to specify Row Code:

1. Determine clear inside length of cove.
2. Round up to nearest foot and find the nominal row length in chart.
3. Determine what lengths/wattages of lamps will be used and select the corresponding lamp combination codes.
Example: If only 3' and 4' lamps are to be used on the project, specify row codes ending with **A**, **B** and/or **D** only.
4. If for a given nominal row length a preferred lamp combination is not listed, select the next shorter row that is available in the desired lamp combination.
5. Once the nominal row length and lamp combination has been found in the chart, note the actual overall row length (last column).
6. Consider the unlighted length at each end of the row (subtract the overall row length from the clear inside length, and divide the remainder by two). It is generally recommended that the unlighted length at each end be between 6" and 12".
7. Enter the four character Row Code in place of the Lamp Code described on page C-19.1. The remainder of the catalog number is formed as shown on page C-19.1.

Features

- Time saving – simplifies specification and ordering
- One catalog number – includes all necessary reflectors to install row
- Assured fit – all you need is the clear inside length of the cove

3 Row Code

Note: Enter row code in place of Lamp Code described on page C-19.1.



Lamp Combination*

- A** = All nominal 3' lamps
- B** = All nominal 4' lamps
- C** = All nominal 5' lamps
- D** = Nominal 3' and 4' lamps
- F** = Nominal 3' and 5' lamps
- G** = Nominal 4' and 5' lamps

Nominal Row Length in feet, between 3' and 50' **

- S** = T5 fluorescent
- V** = T5/HO fluorescent

* Not all lamp combinations are available for each nominal row length (see chart).
** Nominal row lengths over 50' can be formed by combining shorter row lengths (Example: a nominal 60' row can be ordered as two nominal 30' rows).

Example

F305 - S15A - S - 00 - 2 - 000

Nominal 15' long row of Style 305 xtra small concealed T5 fluorescent using only nominal 3' (21W) lamps. Row includes two nominal 6' luminaires for use with two 3' lamps each, one nominal 3' luminaire for use with one 3' lamp and integral 277V electronic ballasts. Overall row length is 14' 5-7/8".

Nominal Row Length (feet)	Lamp Combination	Nominal 3' Luminaire (1 x nominal 3' lamp)	Nominal 4' Luminaire (1 x nominal 4' lamp)	Nominal 5' Luminaire (1 x nominal 5' lamp)	Nominal 6' Luminaire (2 x nominal 3' lamps)	Nominal 8' Luminaire (2 x nominal 4' lamps)	Nominal 10' Luminaire (2 x nominal 5' lamps)	Overall Row Length
03	A	1						2' 10-7/8"
04	B		1					3' 10-11/16"
05	C			1				4' 10-1/2"
06	A				1			5' 9-1/2"
07	D	1	1					6' 9-9/16"
08	B					1		7' 9-1/8"
08	F	1		1				7' 9-3/8"
09	A	1			1			8' 8-3/8"
09	G		1	1				8' 9-3/16"
10	C						1	9' 8-5/8"
10	D		1		1			9' 8-3/16"
11	D	1				1		10' 8"
11	F			1	1			10' 8"
12	A				2			11' 7"
12	B		1			1		11' 7-13/16"
13	D	1	1		1			12' 7-1/16"
13	F	1					1	12' 7-1/2"
13	G			1		1		12' 7-5/8"
14	D				1	1		13' 6-5/8"
14	F	1		1	1			13' 6-7/8"
14	G		1				1	13' 7-5/16"
15	A	1			2			14' 5-7/8"
15	C			1			1	14' 7-1/8"
15	D	1	1			1		14' 6-11/16"
16	B					2		15' 6-1/4"
16	F				1		1	15' 6-1/8"
17	D	1			1	1		16' 5-1/2"
17	F			1	2			16' 5-1/2"
17	G		1	1		1		16' 6-5/16"
18	A				3			17' 4-1/2"
18	D		1		1	1		17' 5-5/16"
18	F	1		1			1	17' 6"
18	G					1	1	17' 5-3/4"
19	D	1				2		18' 5-1/8"
19	F	1			1		1	18' 5"
19	G		1	1			1	18' 5-13/16"



To order by Row Code - T5 Lamps

Project: _____

Type: _____

Nominal Row Length (feet)	Lamp Combination	Nominal 3' Luminaire (1 x nominal 3' lamp)	Nominal 4' Luminaire (1 x nominal 4' lamp)	Nominal 5' Luminaire (1 x nominal 5' lamp)	Nominal 6' Luminaire (2 x nominal 3' lamps)	Nominal 8' Luminaire (2 x nominal 4' lamps)	Nominal 10' Luminaire (2 x nominal 5' lamps)	Overall Row Length
20	B		1				2	19' 4-15/16"
20	C						2	19' 5-1/4"
21	A	1			3			20' 3-3/8"
21	D	1	1		1	1		20' 4-3/16"
21	F			1	1		1	20' 4-5/8"
21	G			1		2		20' 4-3/4"
22	D		1		3			21' 3-3/16"
22	F				2		1	21' 3-5/8"
22	G		1			1	1	21' 4-7/16"
23	D	1	1			2		22' 3-13/16"
23	F	1					2	22' 4-1/8"
23	G			1		1	1	22' 4-1/4"
24	A				4			23' 2"
24	B					3		23' 3-3/8"
24	F	1		1	1			23' 3-1/2"
24	G		1			2		23' 3-15/16"
25	C		1				2	24' 3-3/4"
25	D	1			1	2		24' 2-5/8"
26	D		1		1	2		25' 2-7/16"
26	F				1		2	25' 2-3/4"
26	G					2	1	25' 2-7/8"
27	A	1			4			26' 0-7/8"
27	D	1				3		26' 2-1/4"
27	F			1	2		1	26' 2-1/8"
27	G		1	1		1	1	26' 2-15/16"
28	B		1			3		27' 2-1/16"
28	F	1		1			2	27' 2-5/8"
28	G					1	2	27' 2-3/8"
29	D	1	1		1	2		28' 1-5/16"
29	F	1			1		2	28' 1-5/8"
29	G		1	1			2	28' 2-7/16"
30	A				5			28' 11-1/2"
30	C						3	29' 1-7/8"
30	D			1	3			29' 0-7/8"
31	D	1	1			3		30' 0-15/16"
31	F			1	1		2	30' 1-1/4"
31	G			1		2	1	30' 1-3/8"

Nominal Row Length (feet)	Lamp Combination	Nominal 3' Luminaire (1 x nominal 3' lamp)	Nominal 4' Luminaire (1 x nominal 4' lamp)	Nominal 5' Luminaire (1 x nominal 5' lamp)	Nominal 6' Luminaire (2 x nominal 3' lamps)	Nominal 8' Luminaire (2 x nominal 4' lamps)	Nominal 10' Luminaire (2 x nominal 5' lamps)	Overall Row Length
32	A	1					5	31' 10-3/8"
32	B					4		31' 0-1/2"
32	D	1			1	3		31' 11-3/4"
32	F				2		2	31' 0-1/4"
32	G		1			1	2	31' 1-1/16"
33	D		1		1	3		32' 11-9/16"
33	F	1					3	32' 0-3/4"
33	G			1		1	2	32' 0-7/8"
34	D	1				4		33' 11-3/8"
34	F	1		1	1		2	33' 0-1/8"
34	G					3	1	33' 0"
35	A				6			34' 9"
35	B		1			4		34' 11-3/16"
35	C			1			3	34' 0-3/8"
36	D	1	1		1	3		35' 10-7/16"
36	G			1		4		35' 11"
37	D				1	4		36' 10"
37	F				3		2	36' 9-3/4"
37	G					1	3	36' 11"
38	A	1			6			37' 7-7/8"
38	D	1	1			4		37' 10-1/16"
38	G		1	1			3	37' 11-1/16"
39	B					5		38' 9-5/8"
39	C						4	38' 10-1/2"
40	D	1			1	4		39' 8-7/8"
40	F			1	1		3	39' 9-7/8"
40	G			1		2	2	39' 10"
41	A				7			40' 6-1/2"
41	D		1		1	4		40' 8-11/16"
41	F				2		3	40' 8-7/8"
41	G		1			1	3	40' 9-11/16"
42	D	1				5		41' 8-1/2"
42	F	1					4	41' 9-3/8"
42	G		1	1		3	1	41' 9-3/16"
43	B		1			5		42' 8-5/16"
43	F				4		2	42' 7-1/4"
43	G		1				4	42' 9-3/16"

Nominal Row Length (feet)	Lamp Combination	Nominal 3' Luminaire (1 x nominal 3' lamp)	Nominal 4' Luminaire (1 x nominal 4' lamp)	Nominal 5' Luminaire (1 x nominal 5' lamp)	Nominal 6' Luminaire (2 x nominal 3' lamps)	Nominal 8' Luminaire (2 x nominal 4' lamps)	Nominal 10' Luminaire (2 x nominal 5' lamps)	Overall Row Length
44	A	1					7	43' 5-3/8"
44	C						4	43' 9"
44	D	1	1		1	4		43' 7-9/16"
45	D				1	5		44' 7-1/8"
45	F				1		4	44' 8"
45	G					2	3	44' 8-1/8"
46	D	1	1			5		45' 7-3/16"
46	F			1	2		3	45' 7-3/8"
46	G		1	1		1	3	45' 8-3/16"
47	A				8			46' 4"
47	B					6		46' 6-3/4"
47	F	1		1			4	46' 7-7/8"
47	G					1	4	46' 7-5/8"
48	D	1			1	5		47' 6"
48	F	1			1		4	47' 6-7/8"
48	G		1	1			4	47' 7-11/16"
49	C						5	48' 7-1/8"
49	D				3	4		48' 5"
50	A	1			8			49' 2-7/8"
50	D	1				6		49' 5-5/8"
50	F			1	1		4	49' 6-1/2"
50	G			1		2	3	49' 6-5/8"

