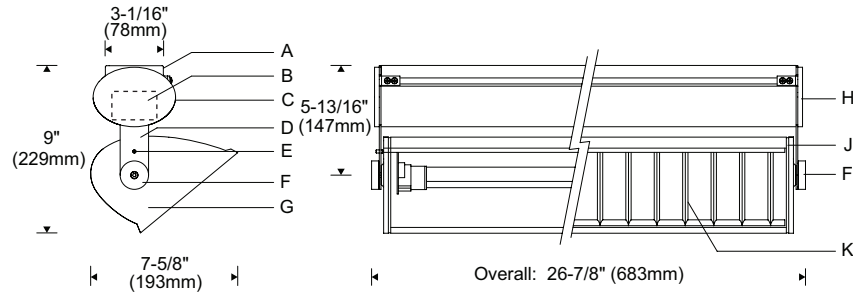
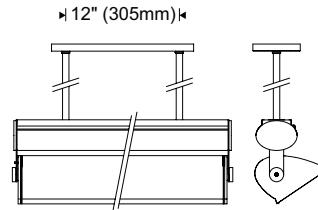


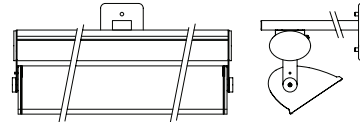
S Mount 1:10 scale




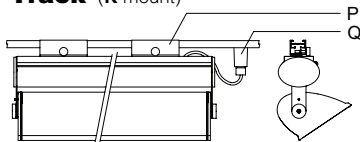
Pendant Stems (X mount)



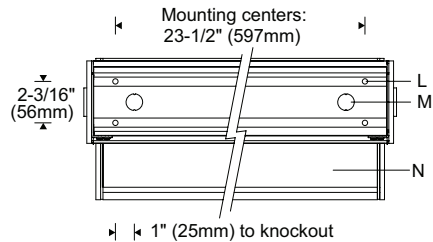
Cantilevers (X mount)



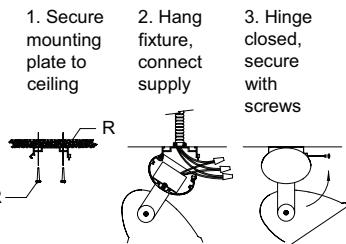
Track (K mount)



Mounting Plate (S mount)



Installation (S mount)



Specifications

- | | | | |
|---|---|---|---|
| A Extruded aluminum mounting plate/ballast cover | E Locking set screw | K Optional specular parabolic aluminum baffle, 35° shielding | N Extruded specular aluminum reflector |
| B Integral electronic ballast | F Decorative knobs (aluminum) | L 9/32" dia. mounting holes, S mount only | P Universal track clamp; fits tracks up to 1-3/4" high |
| C Extruded aluminum oval ballast housing | G Die-cast aluminum end plates | M 7/8" dia. conduit entries, S mount only | Q Track adapter (by others) |
| D Aluminum side arms | H 1/4" thick aluminum end plates | R Support structure and mounting fasteners (by others) | |
| | J Aluminum reveal plates (black) | | |

Finish:

Style 135 fluted – bright clear anodized aluminum housing. Painted end plates, side arms and ballast housing in choice of silver or semi-gloss black.

Style 136 smooth – semi-gloss white housing and end plates. Painted surfaces – 6-stage pretreatment and electrostatically applied thermoset powder coat for stable, long-lasting and corrosion-resistant finish.

Reflector – extruded high purity aluminum with clear anodized specular finish. All luminaire hardware – stainless steel.

Mounting:

S mount – mounting plate fastens flush to ceiling. Unit hinges on plate for hands-free access to wiring.

X mount – pendants or cantilevers **ordered separately**.

K mount – universal mechanical track connector clamps securely to surface mounted track. Two sizes available to fit most single and multiple circuit tracks.

Pendant stem – 11/16" O.D. aluminum, internally threaded.

Cantilever – 1" x 2" steel arm. Interface plate (under canopy) allows ±5° leveling, **suitable backing structure required**.

Electrical:

Use 90°C wire for supply connections.

S mount – 7/8" (22mm) diameter knockouts at ends of mounting plate for conduit feed (by others).

X mount – electrical feed hanger mounts over recessed outlet box (by others). Housing hinges down for access to ballast and wiring.

K mount – 120V power cord exits ballast housing, furnished with NEMA 5-15P plug for connection to adjacent track receptacle adapter (adapter by others).

Integral electronic HPF thermally protected class P ballast with end-of-life protection.

Optional electronic dimming ballast; compatible dimmer switch required (by others). Dimming not available for **K** mount.

Optional integral emergency battery operates one lamp. Separate unswitched supply is required.

Standard:

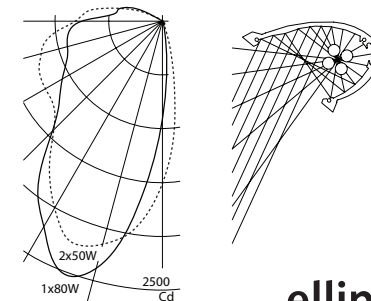
UL listed or CSA certified (not applicable to **K** mount when used with track adapter by others). Style 136 with hex tube lamps recommended for damp locations (including natatorium use).

Features

- 4X focuses the light of two 40, 50 or 55W lamps for high-impact wall lighting for retail or large commercial interiors
- Die-cast end plates join at articulated black reveals; machined aluminum knobs – no exposed fasteners
- Integral electronic ballast – dimming, emergency optional
- Accessory – snap-in specular parabolic cross baffle

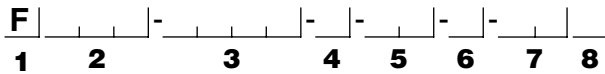
Performance

Two parabolic reflector sections drive light to the bottom of the wall. An elliptical section shields the lamp from normal viewing angles and redirects its light to a parabola. Glare is minimized and asymmetry of the beam is maximized resulting in high beam efficiency and superior surface uniformity. For complete photometrics, visit thelightingquotient.com.



To Order

To form a Catalog Number



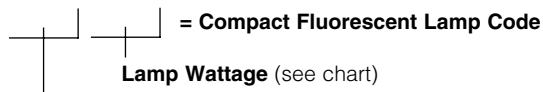
1 Source

F = Compact Fluorescent

2 Style


135 = Large Fluted with integral ballast
136 = Large Smooth with integral ballast

3 Lamp



Lamp Configuration

L1 = Single Lamp Long Tube
X2 = 4X® Dual Lamp Cross Section (not available for 80W)

Lamp W	Single Lamp Unit		Dual Lamp Unit	
	Code	Lamp	Code	Lamp
Long Twin Tube Compact Fluorescent 				
39W	L139	(1) FT36-39W/2G11	X239	(2) FT36-39W/2G11
40W	L140	(1) FT40W/2G11	X240	(2) FT40W/2G11
50W	L150	(1) FT50W/2G11	X250	(2) FT50W/2G11
55W	L155	(1) FT55W/2G11	X255	(2) FT55W/2G11
80W	L180	(1) FT80W/2G11		



For complete lamp and ballast information, see Accessories Section. Standard lamp color temperature is 3000K/80+ CRI.

4 Mounting

S = Ceiling (surface) mount
X = For use with pendant or cantilever accessory (order separately)
K = Universal track mount with 120V power cord and NEMA 5-15P plug, for use with receptacle track adapter (by others)

5 Finish

Style 135 Fluted
Bright clear anodized reflector with painted components in choice of:
01 = Silver
81 = Semi-gloss black

Style 136 Smooth

02 = Semi-gloss white
99 = Custom RAL or computer matched color to be specified, consult sales representative

Project: _____

Type: _____

6 Voltage

Electronic Dimming +
1 = 120V T = 120V
2 = 277V V = 277V
3 = 347V

+ Dimming not available with track mount (K mount). Availability of wattages and voltages varies with ballast manufacturer and control type – see thelightingquotient.com for additional dimming specifications and limitations.

7 Option (see Accessories Section for specifications)

00 = No options
0B = For use with vertical blade cross baffle, ordered separately.
0E = Integral emergency battery pack, operates one lamp in emergency mode. Not for use with K mount, 80W lamps, or dimming ballasts.
BE = Combination parabolic cross baffle and emergency ballast. Not for use with K mount, 80W lamps, or dimming ballasts.
XX = For modification not listed, include detailed description. Consult factory prior to specifying.

Track Mounting Options (K mount only):

TB = Small track clamp, fits tracks up to 7/8" high. 120V NEMA 5-15P plug for use with track receptacle adapter (by others).
TD = Large track clamp, fits tracks up to 1-3/4" high. 120V NEMA 5-15P plug for use with track receptacle adapter (by others).

For additional track mounting options, consult factory.

8 Destination Requirement

0 = UL listed or CSA certified for U.S.
J = UL listed or CSA certified for Canada
Note: Not applicable to K mount.

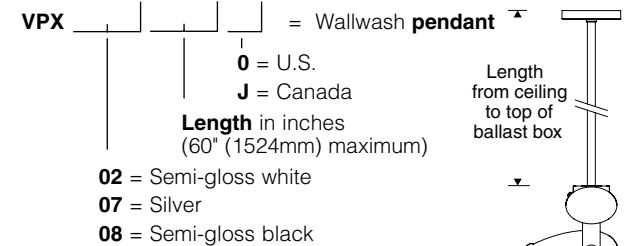
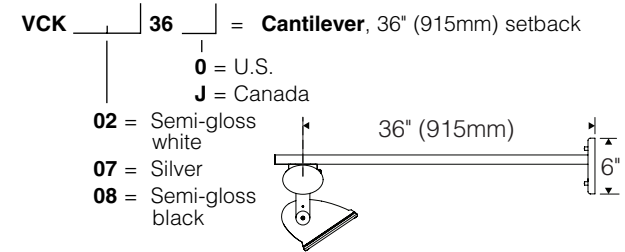
Example

F135 - X250 - S - 81 - 1 - 000

Large fluted model for use with two 50W long twin tube compact fluorescent lamps; for ceiling (surface) mount. Bright clear anodized reflector with semi-gloss black painted components. Integral 120V electronic ballast. UL listed or CSA certified for U.S.

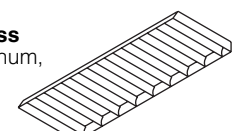
Hangers

Order separately. See Accessories Section for specifications.



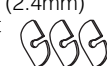
Accessories

ABL000E0 = Snap-in parabolic cross baffle, specular aluminum, 35° shielding (LTT or 4X® only).



Note: Accessory for post-installation only. To order baffle at the same time as LTT or 4X® unit, specify 0B option.

ATKSK020 = Track shim kit, spaces track 3/32" (2.4mm) off mounting surface; order one kit per 8' (2.4m) of track.



AFK000X | | = Ballast fuse kit
0 = U.S.
J = Canada

