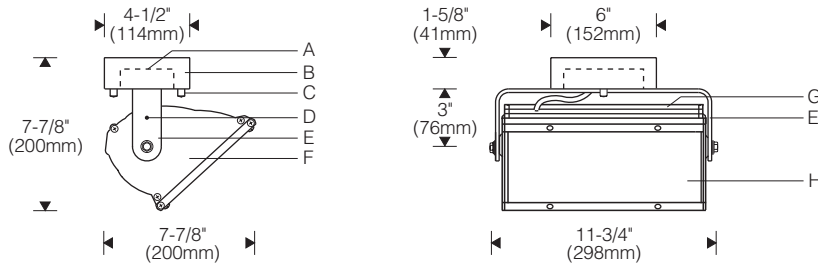
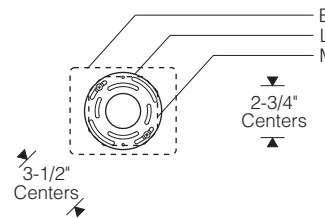


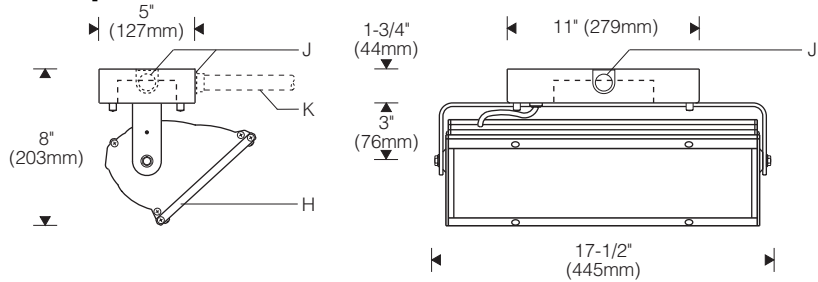
1-Lamp – E Mount 1:10 Scale



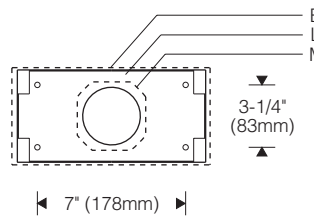
Mounting Plate (1-lamp)



2-Lamp – F Mount 1:10 Scale



Mounting Plate (2-lamp)



Specifications

- | | | | |
|---|---|---|--|
| A Integral electronic ballast (remote for X mount) | D Locking set screw | H Overlapping aluminum door frame with micro-prismatic tempered glass lens | K Conduit (by others) |
| B Aluminum canopy/ballast housing | E Aluminum yoke | J 7/8" dia. conduit entries, 3 total (F mount only) | L Mounting plate |
| C Chrome cap nuts | F Contoured aluminum end plates | | M Recessed outlet box (by others) |
| | G Specular extruded aluminum reflector | | |

Finish:

Bright clear anodized aluminum housing with semi-gloss black door frame, end plates, yoke and canopy or all parts semi-gloss white.

Painted surfaces – 6 stage pretreatment and electrostatically applied thermoset powder coat for stable, long lasting and corrosion resistant finish.

Reflector and internal end plates – extruded high purity aluminum with clear anodized specular finish. All luminaire hardware – stainless steel. All mounting hardware – zinc or cadmium plated.

Mounting:

E mount – canopy mounts over recessed outlet box.

F mount – three 7/8" dia. entries in mounting plate with clearance openings in canopy; one front center, one on each end (surface conduit, connectors by others). **Available for 2-lamp units only.**

Pendant or cantilever assembly ordered separately; specify **X** mount. Supplied with **remote** ballast.

Electrical:

Use 90°C wire for supply connections.

Integral electronic HPF thermally protected class P ballast with end-of-life protection. Twist and lock lampholder allows for easy lamp installation and removal.

X mount (for use with pendant or cantilever) furnished with **remote** electronic ballast. Aluminum ballast enclosure includes four 7/8" diameter entries and a knockout for an accessory fuse. **Maximum wire length between remote electronic ballast and fixture is 13' (3.9m) for 1-lamp reflectors, 4' (1.2m) for 2-lamp reflectors, less length of pendant stem or cantilever arm.**

Optional electronic dimming ballast (**E** and **F** mount only); compatible dimmer switch required (by others). Consult sales representative for compatibility and specifications.

Dimming not available with X mount pendant or cantilever.

For complete ballast specifications, see Accessories Section.

Standard:

UL listed or CSA certified for damp locations (Style 114 with gasketed lens recommended for damp locations). Where pendant or cantilever may be exposed to wind, consult factory.

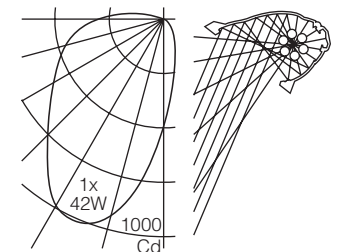
Features

- **KO Series** – unequaled wall lighting for cost and energy conscious commercial interiors; 8' to 12' high walls
- Overlapping door frame with lens for finished appearance
- Integral electronic ballast – ideal low energy, great color, long life incandescent substitute; dimming optional
- Non-corrosive construction – aluminum and stainless steel



Performance

Two parabolic reflector sections drive light to the bottom of the wall. An elliptical section shields the lamp from normal viewing angles and redirects its light to a parabola. Glare is minimized and asymmetry of the beam is maximized resulting in high beam efficiency and superior surface uniformity.



For complete photometrics, visit thelightingquotient.com

To form a Catalog Number

F | 1 | 2 | 6 | - | H | | | | - | | | - | | | - | | | |
 1 2 3 4 5 6 7 8

1 Source


F = Hex tube compact fluorescent

2 Style

126 = Large KO Series contoured, integral ballast

Note: pendant or cantilever mounted units furnished with remote ballast.

3 Lamp

Lamp Code	Wattage	Lamp Number
Hex Tube Compact Fluorescent 		
H132	1x32W	CFTR32W/GX24q
H232	2x32W	(2) CFTR32W/GX24q
H142	1x42W	CFTR42W/GX24q
H242	2x42W	(2) CFTR42W/GX24q

For complete lamp and ballast information, see Accessories Section. Standard hex tube lamp color is 3000K/80+ CRI.

4 Mounting

- E = External yoke on ceiling canopy. Mounting plate fastens over recessed outlet box (by others).
- F = External yoke on ceiling canopy. Mounting plate with (3) 7/8" dia. entries, one on front, one on each end for surface conduit (by others). **Available for 2-lamp units only.**
- X = External yoke for use with accessory pendant or cantilever mounting assembly (order separately)
Note: furnished with remote ballast – not available for dimming.

5 Finish

- 81 = Bright aluminum housing with semi-gloss black door frame, end plates, yoke and canopy
- 02 = Semi-gloss white housing, door frame, end plates, yoke and canopy
- 99 = Custom RAL or computer matched color to be specified, consult sales representative

Project: _____

6 Voltage/Ballast

- Electronic * Dimming +
 1 = 120V T = 120V
 2 = 277V V = 277V
 3 = 347V (Canada)

* X mount furnished with remote electronic ballast. Maximum wire length between remote electronic ballast and fixture is 13' (3.9m) for 1-lamp reflectors and 4' (1.2m) for 2-lamp reflectors less length of pendant stem or cantilever arm.
 + Dimming not available with X mount (pendant or cantilever) – consult factory for alternatives. Availability for wattages and voltages varies with ballast manufacturer and control type – see **thelightingquotient.com** for additional dimming specifications and limitations.

7 Option (see Accessories Section for specifications)

- 00 = No options
- 0E = Remote emergency battery pack; maximum distance from battery pack to fixture is 5' (1.5m) for 1-lamp and 2' (0.6m) for 2-lamp. For use with non-dimming ballasts only.
- XX = For modification not listed, include detailed description. Consult factory prior to specification.

8 Destination Requirement

- 0 = UL listed or CSA certified for U.S.
- J = UL listed or CSA certified for Canada

Example

F126 - H242 - F - 02 - 1 - 00J

Large KO Series contoured model for use with two 42W hex tube compact fluorescent lamps. External yoke on canopy with mounting plate for surface conduit (by others). Semi-gloss white housing, door frame, end plates, yoke and canopy. Integral 120V electronic ballast. UL listed or CSA certified for Canada.


Type: _____

Accessories

Order separately. See Accessories Section for specifications.

VCL | 36 | = Cantilever, 36" (915mm) setback (X mount remote units only)
 0 = U.S.
 J = Canada

02 = semi-gloss white
 08 = semi-gloss black

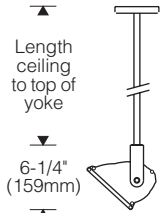


VP | | | | = Wallwash pendant (X mount remote units only)
 0 = U.S.
 J = Canada

Length in inches (60" (1.5m) maximum)
 02 = semi-gloss white
 08 = semi-gloss black

L = straight
 E = swivel (up to 45°)

6-1/4" (159mm)



AFK000X | | = Ballast fuse kit
 0 = U.S.
 J = Canada

