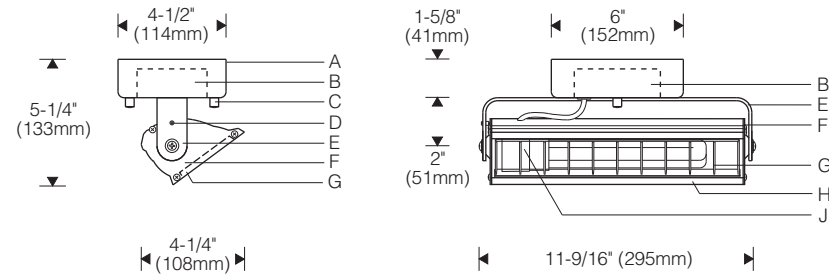
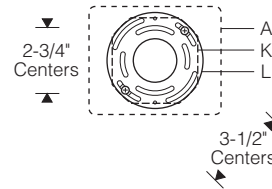


E Mount: 1:8 Scale



Canopy



Specifications

- | | | | |
|---|--|---|--|
| A Deep-drawn aluminum canopy | C Chrome cap nuts | G Snap-in polycarbonate cross baffle (matte gray), 15° shielding | J Twist and lock lampholder |
| B Integral electronic ballast (remote for X mount pendant or cantilever) | D Locking set screw | H Specular extruded aluminum reflector | K Recessed outlet box (by others) |
| | E Aluminum yoke | | L Mounting plate |
| | F Contoured aluminum end plates | | |

Finish:

Bright clear anodized aluminum reflector with semi-gloss black end plates, yoke and canopy or all parts semi-gloss white.

Painted surfaces - 6 stage pretreatment and electrostatically applied thermoset powder coat for stable, long lasting and corrosion resistant finish.

Reflector - extruded high purity aluminum with clear anodized specular finish. All luminaire hardware - stainless steel. All mounting hardware - zinc or cadmium plated.

Mounting:

Canopy mounts over recessed outlet box.

Pendant or cantilever mounting assembly ordered separately; specify X mount. Supplied with remote ballast. For pendant or cantilever with integral ballast, see Styles 105/106.

Electrical:

Use 90°C wire for supply connections.

Integral HPF thermally protected electronic ballast with end-of-life protection for use with 4-pin lamp. Twist and lock lampholder allows for easy lamp installation and removal.

X mount units (for use with pendant or cantilever) furnished with remote HPF thermally protected electronic ballast. Aluminum ballast enclosure includes four 7/8" diameter entries and a knockout for an accessory fuse. **Maximum wire length between electronic ballast and fixture is 8' (2.4m) less length of pendant stem or cantilever arm.**

Optional electronic dimming ballast (E mount only); compatible dimmer switch required (by others). Consult sales representative for compatibility and specifications. **Dimming not available with X mount pendant or cantilever.**

For complete ballast specifications, see Accessories Section.

Standard:

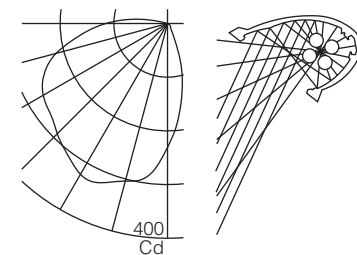
UL listed or CSA certified for damp locations. (Style 114 hex tube model with gasketed lens recommended for damp locations.)

Features

- **KO Series** - unequaled wall lighting from compact fluorescent for cost and energy conscious projects
- Integral electronic ballast - ideal incandescent substitute offers great color, long life; dimming ballast optional
- Pendant or cantilever optional (remote ballast)
- Snap-in baffle, twist and lock lampholder - easy relamping

Performance

Two parabolic reflector sections drive light to the bottom of the wall. An elliptical section shields the lamp from normal viewing angles and redirects its light to a parabola. Glare is minimized and asymmetry of the beam is maximized resulting in high beam efficiency and superior surface uniformity.



For complete photometrics, see www.elliptipar.com.

elliptipar



