

Smooth wallwash on opposing lockers from back-to-back
Xtra small reflectors in low profile housing



Architect:
Fletcher
Thompson

Elementary School Corridor

Space: Approx. 10' wide, 10' ceiling

Lighting: 100 linear feet of F145 with 4' 55W T5HO lamps; mounted 10' a.f.f.

Estimated average initial illuminance on wall: 50 fc, max : min < 2.1 : 1

Estimated average initial illuminance at floor: 63 fc


Estimated power density (typical bays): 2.4 watts per sq. ft. (1.3 watts per sq. ft. with T5 lamps; lumen multiplier = 0.58)

elliptipar Style F145 Xtra small

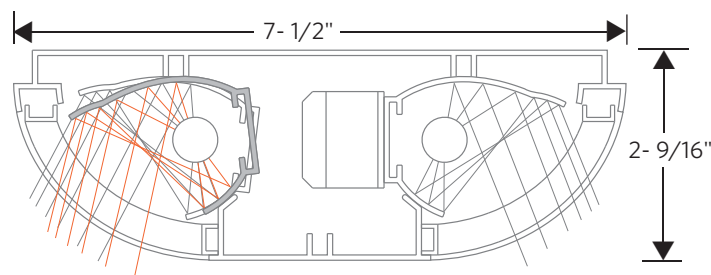
Washing both corridor walls enhances the visibility of the lockers and the impact of their feature color while providing reflected ambient illumination for general circulation.

The **Style F145's** low profile, surface mounted design is ideal for spaces with limited ceiling plenum clearance. Factory wired quick connectors facilitate through wiring for economical field installation.

Patents pending, U.S. and foreign



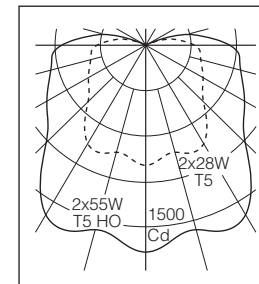
Footcandles initial - T5HO lamps (Multiplier for T5 = 0.58)



Max. Cd factory-set 25° above nadir. Reflectors may be separately adjusted in the field.



Polycarbonate gray radial baffles appear white when lighted and blend into the housing. Lengthwise shielding = 25°



Back-to-back reflectors create a "symmetrical" corridor distribution.